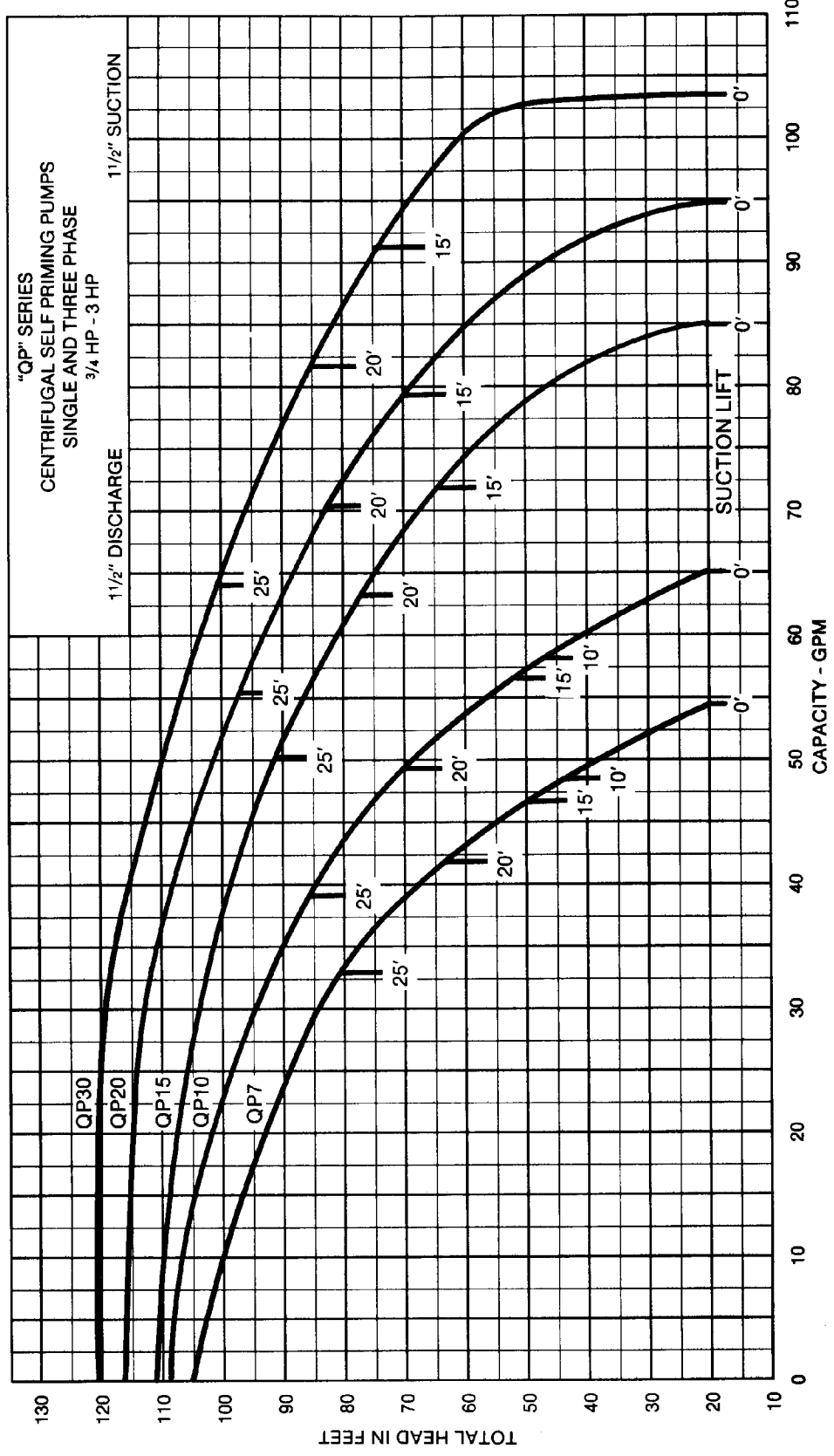




Pump Performance Curves



QUICK PRIME

5 HP High Head
Self-Priming Centrifugal Pump

PUMP SPECIFICATIONS

Catalog No.	Pipe Tapping Sizes		Motor Voltage	Phase	Max. Amps	Approx. Wt. Lbs.
	Suct.	Disch.				
QP50B	2½"	2"	230	1	29.0	159
QP50B-3	2½"	2"	207/230/460	3	13.4/13.2/6.6	125

APPLICATIONS

- Sprinkler Systems
- Irrigation
- Booster Service
- Water Transfer, Circulation, and Supply
- Dewatering
- Fire Protection
- Industrial/Commercial Applications Requiring Large Flow Rates

CABLE SELECTION

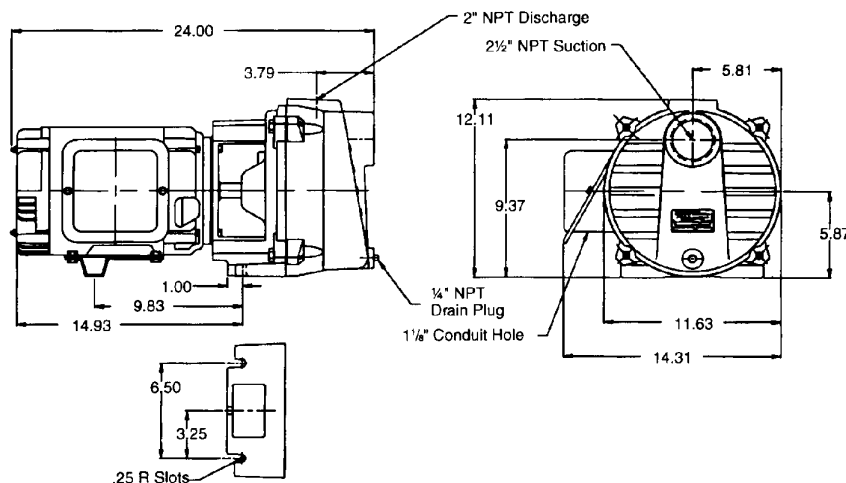
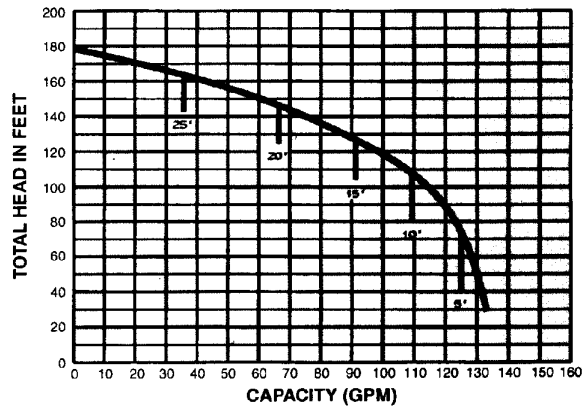
Motor Rating		Copper Wire Size							
Voltage	Phase	14	12	10	8	6	4	2	0
230	1	---	---	---	150	250	400	625	1000
207	3	---	---	160	250	400	640	1020	1630
230	3	---	130	210	340	540	850	1360	2160
460	3	330	530	850	1350	2150	3422	5440	8650

This table is based on copper wire. If aluminum wire is used it must be two sizes larger. Example: When the table calls for #12 copper wire you would use #10 aluminum wire.

PUMP PERFORMANCE

Total Suction in Feet	Discharge Pressure (GPM)					Max. Pressure (psi)	Pipe Size	
	10 psi	20 psi	30 psi	40 psi	50 psi		Suct.	Disch.
0	134	130	126	120	104	77	2½"	2"
5	125	123	113	107	98	75		
10	110	108	107	103	88	72		
15	91	90	88	84	80	70		
20	67	65	63	62	40	63		

PERFORMANCE CURVE



K3841 6/97
Printed in U.S.A.



Myers®

F. E. Myers, 1101 Myers Parkway, Ashland, Ohio 44805-1969
419/289-1144, FAX: 419/289-6658
www.industry.net/fe.myers

Myers (Canada), 269 Trillium Drive, Kitchener, Ontario N2G 4W5
519/748-5470, FAX: 519/748-2553

3/4 - 1 1/2 HP IN GROUND SWIMMING POOL PUMPS

